



## SEISMIC APPLICATION OF PENTAMODE LATTICES

Francesco Fabbrocino<sup>1</sup>, Ada Amendola<sup>2</sup>, Gianmario Benzoni<sup>3</sup>, Fernando Fraternali<sup>2</sup>

<sup>1</sup> Department of Engineering, Pegaso University, Napoli, Italy

<sup>2</sup> Department of Civil Engineering, University of Salerno, Fisciano (SA), Italy

<sup>3</sup> Department of Structural Engineering, University of California San Diego, CA, USA

**SUMMARY:** *The category of “extremal materials” has been introduced in the literature to define materials that simultaneously show very soft and very stiff deformation modes (unimode, bimode, trimode, quadramode and pentamode materials, depending on the number of soft modes). This definition applies to a special class of mechanical metamaterials – composite materials, structural foams, cellular materials, etc. – which feature special mechanical properties. Pentamode materials have been proposed for transformation acoustics and elasto-mechanical cloak, but their potential in different engineering fields is still only partially explored. We here present novel versions of pentamode materials: artificial structural crystals showing shear moduli markedly smaller than the bulk modulus. Novel pentamode lattices with tensegrity architecture are designed, through the insertion of actuated struts and/or prestressed cables within basic pentamode lattices. Such systems are proposed as tunable seismic base-isolation devices, profiting from their low and adjustable shear moduli, which can be easily adapted to the dynamic properties of the structure to be isolated.*

**KEYWORDS:** *Metamaterials, Periodic Lattices, Pentamode Materials, Seismic Isolation*

### 1. INTRODUCTION

The nascent, rapidly growing field of mechanical and acoustic metamaterials is attracting increased attention from many research sectors, due to the great technological potential of unconventional materials with properties mainly derived by their geometrical structure, rather than their chemical composition (refer, e.g., to review papers [Lu *et al.*, 2009], [Maldovan, 2013]). Mechanical and acoustic metamaterials exhibit a variety of unusual behaviors that are not found in natural materials. These may include: exceptional strength- and stiffness-to-weight ratios; excellent strain recovery; very soft and/or very stiff deformation modes; auxetic behavior; phononic band-gaps; sound control ability; negative effective mass density; negative effective stiffness; negative effective refraction index; superlens behavior; and/or localized confined waves, to name some examples (cf. [Lu *et al.*, 2009], [Maldovan, 2013], [Milton and Cherkaev, 1995], [Daraio *et al.*, 2010], [Fraternali, *et al.*, 2012], [Meza *et al.*, 2014], [Zheng *et al.*, 2014], [Schittny *et al.*, 2013], [Kadic *et al.*, 2012], [Bückmann *et al.*, 2014], [Norris, 2014], [Amendola *et al.*, 2014], [Fraternali *et al.*, 2015], [Fraternali *et al.*, 2014] and references therein). The category of “extremal materials” has been introduced in [Milton and Cherkaev, 1995] to define materials that simultaneously show very soft and very stiff deformation modes (unimode, bimode, trimode, quadramode and pentamode materials, depending on the number

\*Corresponding author: Fernando Fraternali, Department of Civil Engineering, University of Salerno, Fisciano, Italy.

Email: f.fraternali@unisa.it

of soft modes). This definition applies to a special class of mechanical metamaterials – composite materials, structural foams, cellular materials, etc. – which feature special mechanical properties. Rapid prototyping techniques for the manufacture of materials with near-pentamode behavior have been recently presented in [Schittny *et al.*, 2013] (macroscale) and [Kadic *et al.*, 2012] (microscale). Pentamode materials have been proposed for transformation acoustics and elasto-mechanical cloak (refer, e.g., to the recent paper [Bückmann *et al.*, 2014] and the references therein), but their potential in different engineering fields is still only partially explored. The present study with the use of pentamode lattices as tunable seismic isolation devices, making profit from the control of the soft modes of such materials through the tuning of the bending moduli of members and junctions [Schittny *et al.*, 2013], [Kadic *et al.*, 2012], [Bückmann *et al.*, 2014], [Norris, 2014]. An illustrative numerical example shows a practical implementation of a pentamode lattice as a base isolation device, establishing a comparison of the elastic moduli and the force-displacement response of such a system with those exhibited by a conventional rubber bearing.

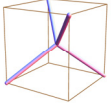
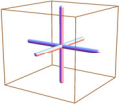
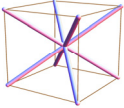
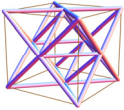
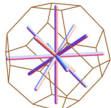
## 2. ELASTIC MODULI OF LATTICE MATERIALS

A recent study by [Norris, 2014] presents a discrete-to-continuum approach to the elastic moduli of different periodic structures, including pentamode, simple cubic, BCC, FCC octet truss and tetrakaidecahedral lattices. We hereafter summarize the main results of such a study, with reference to the unit cell of a  $d$ -dimensional lattice that is composed of a number  $Z$  of elastic members (rods) and occupies a volume  $V$ . With reference to the unit cells examined in [Norris, 2014], it is easily shown that the elastic stiffness tensor that characterizes the lattice response at the mesoscopic scale shows cubic symmetry with independent stiffness coefficients  $C_{11}$ ,  $C_{12}$  and  $C_{44}$  (Voigt notation). Let us introduce the following notations:

$$M_i = \int_0^{R_i} \frac{dx}{E_i A_i}, \quad N_i = \int_0^{R_i} \frac{x^2 dx}{E_i I_i} \quad (1)$$

for the axial and bending compliances of the lattice members, where  $x$  is an axial coordinate with origin at the junction of the rods; while  $R_i$ ,  $E_i$ ,  $A_i$  and  $I_i$  respectively indicate the reference length, the Young modulus of the material, the cross-sectional area and the moment of inertia of the cross-section of  $i$ -th rod, assuming polar-symmetry of such a cross-section ( $i = 1, \dots, Z$ ). By discarding the member forces induced by the node compliances, we obtain the results presented in Table 1, where  $K = (C_{11} + 2C_{12})/3$  denotes the bulk modulus of the lattice;  $G = \mu_1 = C_{44}$  denotes the shear modulus; and we set:  $\mu_2 = (C_{11} - C_{12})/2$ . All the lattices examined in Table 1, with exception to the case  $Z = 14$  (*tetrakaidecahedral lattice*), are characterized by members with equal values of  $R_i$ ,  $M_i$ , and  $N_i$  (respectively denoted by  $R$ ,  $M$ , and  $N$ ). The tetrakaidecahedral unit cell can be regarded as the summation of the simple cubic unit cell ( $Z = 6$ ) and a scaled version of the BCC cell ( $Z = 8$ ). It is obtained by truncating the BCC members with an octahedron featuring 14 faces and 36 edges of equal length  $a$ . In this case, the members of the parent simple cubic cell have equal length  $R_1 = \sqrt{2}a$  and equal compliances  $M_1$  and  $N_1$ ; while the members of the parent BCC cell have equal length  $R_2 = \sqrt{3/2}a$  and equal compliances  $M_2$  and  $N_2$ . It is worth noting that, in the stretch-dominated limit ( $N_i \rightarrow \infty$ ), the pentamode unit cell ( $Z = 4$ ) has zero shear moduli: ( $G = \mu_2 = 0$ ) and nonzero bulk modulus  $K$ .

Table 1. Unit cells and elastic properties of three-dimensional lattice materials [Norris, 2014]

unit cell	$K$	$G / K$	$\mu_2 / K$	$V$
pentamode (Z=4) 	$\frac{4R^2}{9MV}$	$\frac{9M}{4M + 2N}$	$\frac{3M}{2N}$	$\frac{64}{3\sqrt{3}}R^3$
simple cubic (Z=6) 	$\frac{2R^2}{3MV}$	$\frac{3M}{2N}$	3/2	$8R^3$
BCC (Z=8) 	$\frac{8R^2}{9MV}$	$1 + \frac{M}{2N}$	$\frac{3M}{2N}$	$\frac{32}{3\sqrt{3}}R^3$
FCC octet truss (Z=12) 	$\frac{4R^2}{3MV}$	$\frac{3}{4} + \frac{3M}{4N}$	$\frac{3}{8} + \frac{9M}{8N}$	$4\sqrt{2}R^3$
tetrakaidecahedral (Z=14) 	$\frac{1}{9V} \left[ \frac{6R_1^2}{M_1} + \frac{8R_2^2}{M_2} \right]$	$\frac{3}{2} \frac{1/M_1 + 1/N_2}{1/M_1 + 1/M_2}$	$\frac{1/N_2 + 2/M_2 + 3/N_1}{2(1/M_1 + 1/M_2)}$	$8\sqrt{2}a^3$

This means that such a lattice material can be regarded as a “solid water” [Milton and Cherkaev, 1995], [Schittny *et al.*, 2013], [Kadic *et al.*, 2012], which is well suited for the manufacturing of next generation seismic isolation devices.

### 3. USE OF PENTAMODE LATTICES FOR BASE ISOLATION DEVICES

Let us refer to the representative pentamode element shown in Fig. 1, which is composed of four unit cells endowed with rods composed of two truncated bi-cones. The latter show a small-size diameter  $d$  at the extremities of the rods, and a larger diameter  $D$  at the mid-span of the rods. The lattice constant  $a$  is related to the rod length  $R$  through:

$$a = \frac{4R}{\sqrt{3}} \quad (2)$$

where  $r_{\min} = d/2$  and  $r_{\max} = D/2$ . On using the above relationships, and taking into account that the cross-section area and the moment of inertia of the rods are respectively given by  $A(x) = \pi[r(x)]^2$  and  $I(x) = \pi[r(x)]^4/4$ , we finally obtain the following expressions of the axial and bending compliances of the generic rod:

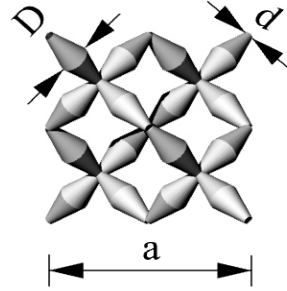


Figure 1. Geometry of a pentamode module formed by four unit cells

$$M = \frac{R}{\pi E r_{\max} r_{\min}},$$

$$N = \frac{R^3 (2r_{\max}^2 + r_{\max} r_{\min} + r_{\min}^2)}{3\pi E r_{\max}^3 r_{\min}^3} \quad (3)$$

where  $E$  denotes the Young modulus of the rod material. Making use of Equations (3) into the expressions of  $K$  and  $G/K$  ratio given in Tab. 1 ( $Z = 4$ ), we finally obtain

$$K = \frac{4R^2}{9VM} = \frac{\pi EdD}{64\sqrt{3}R^2}, \quad G = \frac{9\sqrt{3}\pi (dD)^3 E}{768(dDR)^2 + 512(d^2 + 2D^2 + dD)R^4} \quad (4)$$

$$\frac{G}{K} = \left[ \frac{4}{9} + \frac{8(2D + dD + d^2)R^2}{27d^2D^2} \right]^{-1} \quad (5)$$

It is worth comparing the analytic prediction of the  $G/K$  ratio provided by Equation (5), with the numerical estimate of the same ratio given in [Kadic *et al.*, 2012], which has been obtained by fitting the results of finite element simulations of pentamode lattices under hydrostatic pressure and simple-shear loading:

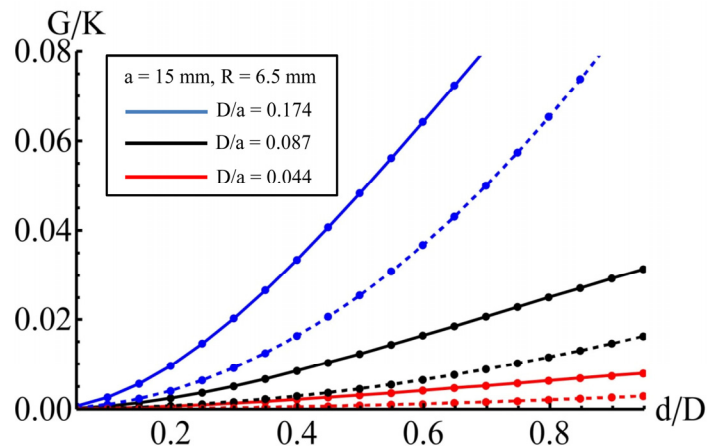


Figure 2. Curves plotting the  $G/K$  ratio of pentamode lattices against the  $d/D$  ratio, for  $a=15$  mm and different values of the  $D/a$  ratio. The solid curves correspond to the analytic predictions of Equation (7) [Norris, 2014], while the dashed curves correspond to the numerical estimates of Equation (8) [Kadic *et al.*, 2012]

$$\frac{G}{K} = \left[ \left( \frac{R}{d} \right)^2 \sqrt{\frac{R}{D}} \right]^{-1} \quad (6)$$

Fig. 2 compares the predictions of Equations (5) and (6) for the  $G/K$  ratio, assuming the lattice constant  $a = 15$  mm ( $R = 6.5$  mm), different  $D/a$  ratios ( $D/a = 0.174, 0.087, 0.044$ ), and letting the  $d/D$  ratio vary from zero to one. The limiting cases with  $d/D = 0$  and  $d/D = 1$  respectively correspond to a stretch-dominated pentamode lattice (no bending effects), and a pentamode lattice showing rods with constant cross-section (cylindrical rods).

The mismatches between the analytic and numerical predictions of the  $G/K$  ratio in Fig. 1 are explained by the fact that the analytic formula (5) is based on a beam model for the rods (1D theory), while the numerical estimate (6) accounts for a 3D elastic response of such elements (through fine meshes of tetrahedral finite elements [Kadic *et al.*, 2012]). Both predictions highlight that the shear modulus of pentamode lattices can be finely tuned by properly designing the diameters  $d$  and  $D$  of the struts [Schittny *et al.*, 2013], [Kadic *et al.*, 2012]. The following section illustrates practical implementations of pentamode lattices for the construction of innovative seismic isolation devices.

### 3.1 Practical examples

Let us compare the mechanical response of pentamode lattices with that of a commercial rubber bearing with diameter  $\varnothing 33.5$ " ( $0.8509$  m) and height  $13.85$ " ( $0.3518$  m), which is composed of 29 rubber layers of 7 mm each; 28 steel shims (spacers) of 3.04 mm each; two terminal rubber layers of 31.8 mm each and covers, without lead plug (isolator Type E [RB-800] produced by Dynamic Isolation Systems, Inc, McCarran, NV, USA). Figs. 3 and 4 illustrate the hysteretic (low-damping) response of such an isolator in terms of cyclic shear stress ( $\tau$ ) vs. shear strain ( $\gamma$ ) curves, and normal stress ( $\sigma$ ) vs. axial strain ( $\varepsilon$ ) curves (with preload of  $\sigma = 0.31$  MPa) at constant velocity (courtesy of Caltrans Testing Facility, University of California, San Diego). Such experimental results provide an average shear modulus  $\bar{G} = 0.791$  MPa, and an average compression modulus of the rubber-steel composite  $\bar{E}_c = 330$  MPa [Kelly and Lai, 2011]. Table 2 illustrates the geometrical properties of different pentamode pads, which can be confined between steel plates to form innovative pentamode bearings (PMBs). Such pads are obtained by replicating the pentamode module shown in Fig. 1  $n_a \times n_a$  times in the plane of the pad, and one single time along the thickness ( $n_v = 1$ ), implying pad thickness  $t \equiv a$ . The lattice struts are made of steel (SPMB1 and SPMB2:  $E = 206$  GPa) or the "FullCure850 VeroGray" polymeric material supported by StratasyS® 3D printers (PPMB1 and PPMB2:  $E = 1.4$  GPa [Schittny *et al.*, 2013]), and show different values of the geometric variables  $a$ ,  $D$  and  $d$ . Making use of Equation (4) for the shear modulus of the pentamode pad, and the following formula for the composite, steel-pentamode compression modulus [Kelly and Lai, 2011]:

$$E_c = 6.73 G S_1^2 \quad (7)$$

where  $S_1 = L/4t = n_a/4n_v$ , we predict  $G = \bar{G} = 0.791$  MPa,  $E_c = 341$  MPa for all the PMBs based on the pads described in Table 2, i.e., shear and compression moduli almost equal to those of the comparative rubber bearing. Figures 3 and 4 provide comparisons between the experimental stress-strain curves of the analyzed rubber bearing and the linear stress-strain

responses of the PMBs in Table 2 (assuming absence of dissipation in the latter, to a first, simplifying, approximation).

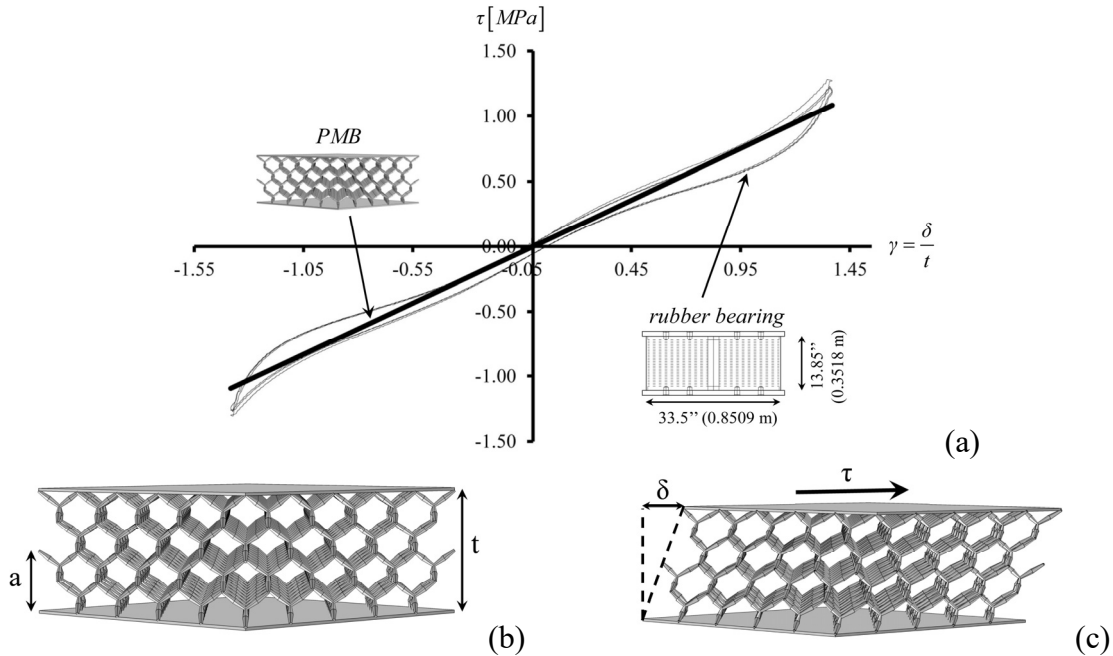


Figure 3. (a) Comparison between the shear stress vs. shear strain responses of the pentamode bearings (PMBs) in Table 2 and a low-damping rubber bearing; (b-c) undeformed and deformed configurations of a PMB

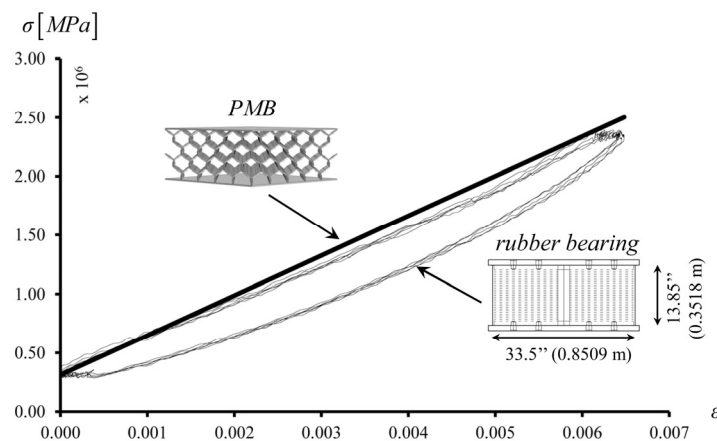


Figure 4. Comparison between the axial stress vs. axial strain responses of the pentamode bearings (PMBs) in Table 2 and a low-damping rubber bearing

#### 4. CONCLUSIONS

We have presented novel versions of pentamode materials: artificial structural crystals showing shear moduli markedly smaller than the bulk modulus [Milton and Cherkaev, 1995], [Schittny *et al.*, 2013], [Kadic *et al.*, 2012]. Innovative seismic isolators based on pentamode lattices confined between steel plates have been designed. The soft modes of such materials have been controlled by tuning of the bending moduli and the geometry of members and junctions. We have shown that such novel isolators can exhibit mechanical response similar to that of

conventional rubber bearings, provided that the material and the geometry of the lattice are suitably designed.

Table 2. *Geometric properties of pentamode pads to be employed to form seismic isolators*

Case	$t \equiv a [mm]$	$R [mm]$	$n_a$	$L = n_a a [m]$	$d = \frac{D}{2} [mm]$
<b>SPMB1</b>	5	2.17	32	0.16	0.19
<b>SPMB2</b>	10	4.33	32	0.32	0.37
<b>PPMB1</b>	5	2.17	32	0.16	0.66
<b>PPMB2</b>	10	4.33	32	0.32	1.32

We may conclude that the main advantages of pentamode bearings over traditional structural bearings [Higashino *et al.*, 2003], [Monaldo-Mercaldo, 1995], [Adebowale, 2012] are the following:

- the mechanical properties of the soft layers forming such devices mainly depend on the geometry of the pentamode lattices, more than on the chemical nature of the employed materials (metallic, ceramic, polymeric, etc.);
- it is easy to adjust the mechanical properties of pentamode bearings to those of the structure to be isolated, by playing with the lattice geometry and the nature of the material (see Equation (6) and Table 2), as opposed to rubber bearings, where instead the achievement of very low shear moduli implies marked reductions of the vertical load carrying capacity, making such devices not particularly convenient in the case of structures with very high fundamental periods of vibrations (such as, e.g., very tall buildings; highly compliant structures; very soft soils; etc.) [Higashino *et al.*, 2003], [Monaldo-Mercaldo, 1995], [Adebowale, 2012];
- the dissipation of pentamode bearings can be conveniently designed through an accurate choice of the material to be used for the pentamode lattices, and inserting, - when necessary, an additional dissipative element within the device (such as, e.g., a lead core);
- the possibility to design and fabricate laminated composite bearings showing layers with different materials, geometries and properties: such a design approach is instead much less effective in the state-of-the-art laminated rubber bearings, where the only lamination variable consists of the type of rubber to be employed for the soft pads (natural rubber or synthetic rubber);
- the freedom in the choice of the materials of the pentamode lattices, by keeping the elastic properties of the device essentially unchanged, allows the designer to adapt the energy dissipation capacity and the life span (i.e., the durability) of the device to the actual use conditions [Monaldo-Mercaldo, 1995], [Adebowale, 2012];
- the possibility to replace the fluid components of the structural bearings and energy absorbing devices currently available on the market (such as, e.g., viscous fluid dampers and tuned mass dampers) with pentamode lattices: such a replacement would lead to significantly reduce the technical issues related to fluid leaking and frequent maintenance, which currently affect the state-of-the-art devices involving fluid materials [Monaldo-Mercaldo, 1995], [Adebowale, 2012];
- the mechanical properties of pentamode bearings can be dynamically adjusted and measured, by equipping selected struts of the pentamode lattices with sensors and/or actuators;

- pentamode bearings directly manufactured from computer-aided design data outputted by a computational material design phase, employing advanced and fast additive manufacturing techniques at different scales and single or multiple materials (metals, polymers, etc.).

Several aspects of the present work pave the way to relevant further investigations and generalizations that we address to future work. First, mechanical models for composite rubber-steel bearings [Kelly and Lai, 2011] need to be generalized to pentamode-steel bearings, accounting for the peculiar deformation models of such systems. Second, physical models of pentamode isolators need to be constructed, employing, e.g., additive manufacturing techniques [Schittny *et al.*, 2013], [Kadic *et al.*, 2012], and laboratory tested as seismic base-isolation devices [Modano *et al.*, 2015], in order to experimentally assess their isolation and dissipation capabilities arising, e.g., from inelastic response and/or material fracture [Fraternali, 2007]. Another relevant generalization of the present research regards the design of dynamically tunable systems based on the insertion of prestressed cables and/or curved rods within pentamode lattices, with the aim of designing novel metamaterials and bio-inspired lattices tunable by local and global prestress [Amendola *et al.*, 2014], [Fraternali *et al.*, 2015], [Fraternali *et al.*, 2014], [Gurtner and Durand, 2014], [Ascione and Fraternali, 1992], [Fraternali and Bilotti, 1997], [Fraternali *et al.*, 2013], [Fraternali *et al.*, 2012], [Fraternali and Marcelli, 2012], [Schmidt and Fraternali, 2012], [Fraternali *et al.*, 2014]. Future studies will also address the experimentation of pentamode materials as components of new-generation seismic dampers.

## 5. REFERENCES

- Adebowale Oladimeji F. [2012] “Bridge Bearings - Merits, Demerits, Practical Merits, Demerits, Practical Issues, Maintenance and Extensive Surveys on Bridge Bearings”, PhD Thesis, MSc Thesis, Royal Institute of Technology (KTH), Department of Civil and Architectural Engineering, Division of Structural Engineering and Bridges, Stockholm, Sweden.
- Amendola A., Carpentieri G., de Oliveira M., Skelton R.E., Fraternali F. [2014] “Experimental investigation of the softening stiffening response of tensegrity prisms under compressive loading”, *Composite Structures*, 117, 234–243.
- Ascione L., Fraternali F. [1992] “A penalty model for the analysis of composite curved beams”, *Computers & Structures*, 45, 985-999.
- Bückmann T., Thiel M., Kadic M., Schittny R., Wegener M. [2014] “An elastomechanical unfeelability cloak made of pentamode metamaterials”, *Nature Communications*, 5, 4130.
- Daraio, C., Ngo, D., Nesterenko, V.F., Fraternali, F. [2010] “Highly nonlinear pulse splitting and recombination in a two dimensional granular network”, *Physical Review E*, 82, 036603.
- Fraternali F. [2007] “Free Discontinuity Finite element models in two-dimensions for in-plane crack problems”, *Theoretical and Applied Fracture Mechanics*, 47, 274–282.
- Fraternali F., Bilotti G. [1997] “Non-linear elastic stress analysis in curved composite beams”, *Computers & Structures*, 62, 837-869.
- Fraternali F., Carpentieri G., Amendola A. [2015] “On the mechanical modeling of the extreme softening/stiffening response of axially loaded tensegrity prisms”, *Journal of the Mechanics and Physics of Solids*, 74, 136–157.
- Fraternali F., Carpentieri G., Amendola A., Skelton R.E., Nesterenko V.F. [2014] “Multiscale tunability of solitary wave dynamics in tensegrity metamaterials”, *Applied Physics Letters*, 105, 201903.



- Fraternali F., Farina I., Carpentieri G. [2014] “A discrete-to-continuum approach to the curvatures of membrane networks and parametric surfaces”, *Mechanics Research Communications*, 56, 18-15.
- Fraternali F., Lorenz C.D., Marcelli G. [2012] “On the estimation of the curvatures and bending rigidity of membrane networks via a local maximum-entropy approach”, *Journal of Computational Physics*, 231, 528-540.
- Fraternali F., Marcelli G. [2012] “A multiscale approach to the elastic moduli of biomembrane networks”, *Biomechanics and Modeling in Mechanobiology*, 11 (7), 1097-1108.
- Fraternali, F., Senatore L., Daraio C. [2012] “Solitary waves on tensegrity lattices”, *Journal of the Mechanics and Physics of Solids*, 60, 1137-1144.
- Fraternali F., Spadea S., Ascione L. [2013] “Buckling behavior of curved composite beams with different elastic response in tension and compression”, *Composite Structures*, 100, 280-289.
- Gurtner G., Durand M. [2014] “Stiffest elastic networks”, *Proceedings of the Royal Society of London A*, 470, 20130611.
- Higashino M., Hamaguchi H., Minewaki S., Aizawa S. [2003] “Basic characteristics and durability of low-friction sliding bearings for base isolation”, *Earthquake Engineering and Engineering Seismology*, 4, 1, 95-105.
- Kadic M., Bückmann T., Stenger N., Thiel M., Wegener M. [2012] “On the practicability of pentamode mechanical metamaterials”, *Applied Physics Letters*, 100, 191901.
- Kelly J.M., Lai J.-W [2011] “The use of tests on high-shape-factor bearings to estimate the bulk modulus of natural rubber”, *Seismic Isolation and Protective Systems*, 2, 1, 21-33.
- Lu M.H., Feng L., Chen Y.F. [2009] “Phononic crystals and acoustic metamaterials”, *Materials Today*, 12, 34-42.
- Maldovan M. [2013] “Sound and heat revolution in phononics”, *Nature*, 503, 209-217.
- Meza L.R., Das S., Greer J.R. [2014] “Strong, lightweight, and recoverable three-dimensional ceramic nanolattices”, *Science*, 345, 1322-1326.
- Milton G.W., Cherkaev A.V. [1995] “Which Elasticity Tensors are Realizable?”, *Journal of Engineering Materials and Technology*, 117, 4, 483-493.
- Modano M., Fabbrocino F., Gesualdo A., Matrone G., Farina I., Fraternali F. [2015] “On the forced vibration test by vibrodyne”, *CompDyn*, 25-27 May.
- Monaldo-Mercaldo J.C. [1995] “Passive and Active Control of Structures”, MSc Thesis in Civil and Environmental Engineering, Massachusetts Institute of Technology, USA.
- Norris A.N. [2014] “Mechanics of elastic networks”. *Proceedings of the Royal Society of London A*, 470, 20140522.
- Schittny M., Bückmann T., Kadic M., Wegener M. [2013] “Elastic measurements on macroscopic three-dimensional pentamode metamaterials”, *Applied Physics Letters*, 103, 231905.
- Schmidt B., Fraternali F. [2012] “Universal formulae for the limiting elastic energy of membrane networks”, *Journal of the Mechanics and Physics of Solids*, 60, 172-180.
- Zheng X., Lee H., Weisgraber T.H., Shusteff M., Deotte J., Duoss E.B., Kuntz J.D., M. Biener M., Ge Q., Jackson J.A., Kucheyev S.O., Fang N.X., Spadaccini C.M. [2014] “Ultralight, ultrastiff mechanical metamaterials”, *Science*, 344, 6190.



## **RISPOSTA MECCANICA E APPLICAZIONI SISMICHE DI STRUTTURE PENTAMODE**

*Francesco Fabbrocino<sup>1</sup>, Ada Amendola<sup>2</sup>, Gianmario Benzoni<sup>3</sup>, Fernando Fraternali<sup>2</sup>*

<sup>1</sup> Department of Engineering, Pegaso University, Napoli, Italy

<sup>2</sup> Department of Civil Engineering, University of Salerno, Fisciano (SA), Italy

<sup>3</sup> Department of Structural Engineering, University of California San Diego, CA, USA

*SOMMARIO: La categoria dei “metamateriali estremi” è stata introdotta in letteratura per definire materiali che esibiscano, contemporaneamente, modi di deformazione molto “soffici” e modi “rigidi” (materiali unimode, bimode, trimode, quadramode e pentamode, a seconda del numero di modi soffici). Questa definizione può essere applicata a classi speciali di metamateriali meccanici, quali, ad esempio, materiali compositi, schiume strutturali, materiali cellulari, ecc., che siano dotati di proprietà meccaniche speciali, non rinvenibili nei materiali ordinari. Sistemi pentamode sono stati proposti per realizzare l’isolamento dalle onde meccaniche dei corpi (“elasto-mechanical cloak”), mediante avvolgimento del corpo da isolare con membrane elastiche a struttura reticolare pentamode. Tuttavia, il potenziale ingegneristico di tali materiali è stato sinora solo parzialmente esplorato. Il presente lavoro presenta nuove versioni di materiali pentamode, ossia cristalli strutturali artificiali che esibiscano moduli di elasticità tangenziale marcatamente più bassi dei moduli di comprimibilità uniassiale e volumetrica.. Architetture tensegrity sono impiegate per controllare i modi soffici e le proprietà meccaniche dei reticoli pentamode, attraverso l’inserimento di attuatori e cavi precompressi all’interno delle celle unitarie. Tali strutture sono proposte come dispositivi di isolamento sismico di tipo innovativo, che presentino proprietà di isolamento regolabili in base alle proprietà dinamiche struttura da isolare.*

\*Corresponding author: Fernando Fraternali, Department of Civil Engineering, University of Salerno, Fisciano, Italy.

Email: f.fraternali@unisa.it